



Union Members  
Transferring Crafts  
Among  
American Postal Workers Union, AFL-CIO  
National Association of Letter Carriers, AFL-CIO  
National Postal Mail Handlers Union, AFL-CIO  
National Rural Letter Carriers' Association

Avoiding Unintended Multiple Dues Withholding

A Handbook for Organizers, Local Officers, and Members



American Postal Workers Union



**NOTE:** Information provided in this document is subject to change without notice, to accommodate changes in law, USPS Employee Labor Relations Manual, national union constitutions, or internal union policies.

## Table of Contents

<b><i>Objective</i></b>	<b><i>1</i></b>
<b><i>Reciprocal Agreement</i></b>	<b><i>2</i></b>
<b><i>Chapter 1 American Postal Workers Union (APWU) Procedures</i></b>	<b><i>3</i></b>
<b><i>Chapter 2 National Association of Letter Carriers (NALC) Procedures</i></b>	<b><i>6</i></b>
<b><i>Chapter 3 National Postal Mail Handlers Union (NPMHU) Procedures</i></b>	<b><i>10</i></b>
<b><i>Chapter 4 National Rural Letter Carriers' Association (NRLCA) Procedures</i></b>	<b><i>14</i></b>
<b><i>Appendix A</i></b>	<b><i>Sample PS Form 1223-B, Earnings Statement (Pay Stub)</i></b>
<b><i>Appendix B</i></b>	<b><i>Sample Form 1187, Authorization for Deduction of Union Dues, Used by APWU</i></b>
<b><i>Appendix C</i></b>	<b><i>Sample Form 1187, Authorization for Deduction of Union Dues, Used by NALC</i></b>
<b><i>Appendix D</i></b>	<b><i>Sample Form 1187, Authorization for Deduction of Union Dues, Used by NPMHU</i></b>
<b><i>Appendix E</i></b>	<b><i>Sample Form 1187, Authorization for Deduction of Union Dues, Used by NRLCA</i></b>
<b><i>Appendix F</i></b>	<b><i>Sample Form 1186, Cancellation of Dues Withholding Authorization, Used by APWU only</i></b>
<b><i>Appendix G</i></b>	<b><i>Sample Form 1188 – Cancellation of Dues Withholding Authorization, Used by APWU, NALC, NPMHU &amp; NRLCA</i></b>

## Objective

The objective of this handbook is to assist union members and officers in the proper processing of membership dues forms and to help avoid the unintended payment of multiple dues when a member changes from one craft to another craft that is represented by a different union.

\* \* \* \* \*

***Employees should keep copies of all forms and correspondence and confirm correct deductions by reviewing their bi-weekly pay stubs. Any errors in dues withheld should be brought to the immediate attention of the employee's personnel office and/or union representative.***

\* \* \* \* \*

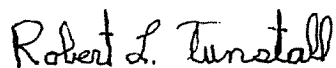
*In reading through this document you will find the procedures used by each union to be different. When joining a union, turn to the chapter for that union and follow the procedures. In addition, if you are canceling your membership as a result of changing crafts, you should go to the chapter of the union you are leaving and follow the procedures for cancellation of dues for that union.*

## Reciprocal Agreement

Among  
American Postal Workers Union, AFL-CIO  
National Association of Letter Carriers, AFL-CIO  
National Postal Mail Handlers Union, AFL-CIO  
National Rural Letter Carriers' Association

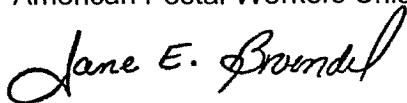
In the interest of relieving our members of multiple dues obligations among and within the four postal unions, the unions resolve as follows:

Each of the four postal unions agrees that whenever one of its members transfers either voluntarily or involuntarily to a position within the bargaining unit of one of the other postal unions, **and joins the union representing that bargaining unit**, each will grant the member a release, upon request (and in accordance with the procedures established in this agreement) from his or her union membership outside of his or her anniversary window period. The procedures outlined in this booklet have been established to facilitate transferring of membership.



Robert L. Tunstall, Secretary-Treasurer  
American Postal Workers Union, AFL-CIO

12/04/03  
Date



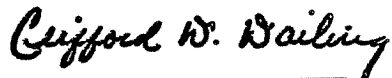
Jane E. Broendel, Secretary-Treasurer  
National Association of Letter Carriers, AFL-CIO

12/04/03  
Date



Mark Gardner, Secretary-Treasurer  
National Postal Mail Handlers Union, AFL-CIO

12/04/03  
Date



Clifford D. Dailing, Secretary-Treasurer  
National Rural Letter Carriers Association

12/04/03  
Date



Chapter 1  
American Postal Workers Union  
(APWU)Procedures

**APWU Background**

The American Postal Workers Union is recognized as the collective bargaining agent for USPS employees in the clerk, motor vehicle services, and maintenance crafts. In addition, the APWU represents workers employed in support services: information systems/accounting service centers, mail equipment shops, material distribution centers, and operating services facilities. USPS employees can ask their shop steward or local officer for a Form 1187 to join APWU. If you work in a very small office that does not have union officials, to obtain a form 1187 to join APWU, you may contact APWU's Director of Organization, 1300 L Street, NW, Washington, DC 20005, (202) 842 – 4228, or you may print three copies of the form from APWU's web page at [www.APWU.org](http://www.APWU.org) (click on Departments and Divisions, then click on Organization, then go to Organizing Information and Forms).

**Application of the Reciprocal Agreement**

When an individual is hired by the US Postal Service and becomes a union member in one of the crafts represented by the American Postal Workers Union, and later transfers to the mail handler craft, rural carrier craft, the city carrier craft, or vice-versa, the reciprocal agreement comes into play. The member may request to terminate his or her APWU membership by showing proof that he or she has joined the union of the gaining craft. The major difference between our procedure and the other postal unions is that APWU National Headquarters processes its own 1187s, 1186s and 1188s. Each union has a different procedure for implementing the reciprocal agreement.

**A. Processing the 1187 for the New Member Leaving the NALC, NRLCA or the NPMHU and Joining the APWU**

APWU requires the use of Standard Form 1187 (Authorization for Deduction of Dues) to initiate membership dues withholding. New members who are transferring membership from the National Postal Mail Handlers Union (NPMHU), the National Association of Letter Carriers (NALC), or the National Rural Letter Carriers' Association (NRLCA) to APWU as a result of a change in craft, and who do not wish to continue membership in their previous union, must:

**Follow the cancellation process of the union you want to leave, (see page 10 for NPMHU; page 6 for NALC, page 14 for NRLCA).**

In addition, you must:

- Complete the top portion of the APWU Form 1187.
- By hand in the margin write in large print, "Do not process until [NALC, NPMHU, NRLCA] dues are terminated."
- Return the form to your APWU representative.

Your union representative then completes the middle portion of the 1187, indicating the current amount of dues to be withheld biweekly, and submits the form to the National Secretary-Treasurer of APWU, 1300 L Street, NW, Washington, DC 20005.

**B. Transferring to Another Union As A Result of A Change of Work Assignments**

(12/06/11) Note: If you want to maintain your enrollment in the APWU Health Plan or Voluntary Benefits Plan, you must write to the APWU Secretary-Treasurer requesting APWU Associate Membership.

There are three methods to use:

**1. The method preferred by APWU:**

Have your gaining local or Branch write to **their** National Secretary-Treasurer requesting him or her to write to the APWU National Secretary-Treasurer requesting cancellation of APWU dues withholding. (You must also follow the process of the union you are joining.)

2. You may fill out a Form 1186 or 1188 and send it to Secretary-Treasurer of APWU, 1300 L Street, NW, Washington, DC 20005, along with a copy of your completed Form 1187. (You must also follow the process of the union you are joining.)
3. The APWU Local President may write on the Local's letterhead to Secretary-Treasurer of APWU, 1300 L Street, NW, Washington, DC 20005, giving the name, Social Security Number, and Finance Number of the person, requesting termination of APWU dues due to a craft change. (You must also follow the process of the union you are joining.)


**In addition to following the above, the member's responsibilities are:**

- To keep a copy of each document you turn in, for your personal records.
- To check your pay stub frequently to verify that the appropriate dues are being withheld. APWU dues withholding code is **UN W**.

**The National's Administrative Functions:**

- APWU Headquarters will process your requests as soon as practicable.
- The APWU National Secretary-Treasurer's office will write a letter to its Local notifying it of the Pay Period in which the APWU dues termination is requested, with a copy to the National Secretary-Treasurer of the gaining union and a copy for the member, to be transmitted by the APWU Local.





## Chapter 2 National Association of Letter Carriers (NALC) Procedures

### **I. Background**

The National Association of Letter Carriers (NALC) is the exclusive bargaining agent for the 230,000 city letter carriers employed by the U.S. Postal Service. All city letter carriers and other non-supervisory employees in the Postal Service are eligible to join the NALC.

City carriers as well as all other USPS employees wishing to enroll in the NALC Health Benefit Plan (NALCHBP) must become NALC members by paying full union dues.

### **II. Dues deductions**

The NALC utilizes the services of the U. S. Postal Service to process Form 1187 (Authorization for Deduction of Dues) and Form 1188 (Cancellation of Dues Deductions). On specific pay periods only, NALC Headquarters implements the increase and/or decrease of dues deductions by sending a membership tape to the USPS Payroll Center in Eagan, Minnesota for processing. Aside from processing Form 1187 and Form 1188, the USPS is not authorized to honor any request pertaining to changes in the dues deduction of any member regarding any action on a member's record unless the request is in writing and signed by the National Secretary-Treasurer.

### **III. Application of the reciprocal agreement**

The reciprocal agreement applies when:

1. A city carrier belonging to the NALC transfers to the mail handler craft, rural carrier craft, or one of the other crafts represented by the American Postal Workers Union,

**or**

2. A non-city letter carrier craft employee who is a member of one of the other three postal unions transfers into the city carrier craft.

Since the reciprocal agreement supercedes the 1188, in neither of the two cases does the employee have to complete Form 1188 or wait until his/her anniversary date to withdraw from one union to join the union representing his/her new craft.

#### **IV. Special considerations**

1. An NALC member who leaves the city carrier craft for another craft but wishes to maintain his/her enrollment in the NALC Health Benefit Plan (NALCHBP), must continue NALC membership and pay full union dues.

2. A non-city carrier USPS craft employee belonging to another craft union who joins the NALC to enroll in the NALC Health Benefit Plan is not covered under the reciprocal agreement and must complete USPS Form 1188 in accordance with Section 925.1(b) of the ELM to cancel his/her dues from the union representing the other craft.

#### **V. When a city carrier transfers to another craft**

1. A city letter carrier transferring to another craft signs Form 1187 to join the union representing the new craft and:

➤ informs the representative of the new craft that he/she was formerly a city letter carrier, wishes to have his/her NALC dues canceled, and requests that the representative of the new union write the NALC Secretary-Treasurer stating that the employee has transferred crafts, has joined the union of the gaining craft and requests cancellation of his/her NALC dues;

**or**

➤ asks the secretary of his/her NALC branch to write a letter to the NALC National Secretary-Treasurer stating that the member has transferred crafts, joined the new craft union and wishes to cancel NALC membership and dues deductions.

2. Upon receipt by the Office of the NALC National Secretary-Treasurer of either a letter from the gaining union or a letter from the secretary of the NALC branch, the NALC Membership Department contacts the USPS and requests the cancellation of the member's NALC dues, specifying a particular pay period for the cancellation to become effective.

3. Should the Office of the NALC National Secretary-Treasurer receive a Form 1188 with a notation that the city carrier/NALC member is transferring to another craft instead of either a letter from the gaining union or a letter from the secretary of the NALC branch, the NALC Secretary-Treasurer writes to the member (copy to the branch secretary) explaining that:

a) should the member wish to join the union representing his/her new craft, the reciprocal agreement will apply and thus the specific steps must be followed;

b) should the member not wish to join the union representing the new craft, the reciprocal agreement does not apply and he/she must initiate the cancellation by

- completing Form 1188 no earlier than 20 days and no later than 10 days before his/her anniversary date which is stated in the letter, **and**
- having the employing office date-stamp Form 1188, retain the top two copies to be forwarded to the Servicing DDE/DR Site for processing and send the third copy (Organizational copy) to NALC Headquarters' Membership Department via certified mail.

## **VI. When a non-city carrier craft employee transfers to the city carrier craft**

1. NALC stewards, branch secretaries and other officers should ask members transferring into the city carrier craft from another craft

➤ to sign a Form 1187 indicating they wish to have dues deducted for the NALC; **and**

➤ whether they belong to another craft union, and if so, which union and whether they want to have dues deductions for the other union canceled.

2. When the new NALC member completes Form 1187 and indicates that he/she wants to have dues deductions from the other union canceled, the NALC representative either:

writes on the NALC headquarters' copy of the form, "Transfer from APWU", "Transfer from NPMHU," or "Transfer from NRLCA," whichever was the losing craft,

**or**

writes a letter to the Office of the NALC National Secretary-Treasurer informing the national union that the incoming NALC member is transferring from the APWU, NPMHU or NRLCA.

3. After the new NALC member has completed Form 1187, the NALC representative files the Management Sectional Center copy of the form with the employing office with a request to forward the Form 1187 to the servicing DDE/DR Site for processing.
4. Upon receipt of the Headquarters copy of Form 1187 with the notation and/or letter (see 2a and 2b above), The Office of the NALC National Secretary-Treasurer writes the "losing" union, stating that employee is now a city letter carrier belonging to the NALC and has requested cancellation of dues to the union representing his/her former craft.
5. A copy of the letter to the "losing" union is put in a pending file until NALC headquarters receives (a) for employees leaving an APWU-represented craft, a letter from the APWU stating the pay period the employee's dues are being canceled; or (b) for all other employees, a copy of the "losing" union's cancellation request to the USPS. Upon receipt of this correspondence, the NALC Membership Department attaches the correspondence to the copy of the outgoing letter for filing.
6. If the "losing" union fails to respond within two months, the Office of the NALC National Secretary-Treasurer sends the "losing" union another letter asking whether the new member's dues deduction to the other union has been canceled.



## **Chapter 3**

### **National Postal Mail Handlers Union (NPMHU) Procedures**

#### **I. OVERVIEW**

The National Postal Mail Handlers Union (NPMHU) serves as the exclusive bargaining representative for more than 50,000 mail handlers employed by the U.S. Postal Service. All persons employed in the mail handler craft are eligible for regular membership in NPMHU; individuals employed in any other craft of postal employees or in any other branch of the federal government may become NPMHU associate members. Exclusive benefits of membership, including participation in the Mail Handlers Health Benefit Plan (MHBP) - which provides health insurance coverage under the Federal Employees Health Benefit Program (FEHBP) – are available to both regular and associate members. Mail handlers craft employees wishing to participate in the MHBP health plan must be regular members of NPMHU.

#### **II. RECIPROCAL AGREEMENT**

According to the terms of the Reciprocal Agreement, a United States Postal Service employee who is a member of a postal union and transfers to a position represented by another postal union, may terminate membership in the current union by showing proof of joining the union of the gaining craft.

Cancellation procedures for each union may differ. So please reference each union's procedures on the following pages:

APWU, page 3; NALC, page 6; NRLCA, page 14

#### **III. JOINING NPMHU**

NPMHU requires the use of Standard Form 1187 (Authorization for Deduction of Dues) to initiate membership dues withholding.



## Chapter 3 National Postal Mail Handlers Union (NPMHU) Procedures

### **I. OVERVIEW**

The National Postal Mail Handlers Union (NPMHU) serves as the exclusive bargaining representative for more than 50,000 mail handlers employed by the U.S. Postal Service. All persons employed in the mail handler craft are eligible for regular membership in NPMHU; individuals employed in any other craft of postal employees or in any other branch of the federal government may become NPMHU associate members. Exclusive benefits of membership, including participation in the Mail Handlers Health Benefit Plan (MHBP) - which provides health insurance coverage under the Federal Employees Health Benefit Program (FEHBP) – are available to both regular and associate members. Mail handlers craft employees wishing to participate in the MHBP health plan must be regular members of NPMHU.

### **II. RECIPROCAL AGREEMENT**

According to the terms of the Reciprocal Agreement, a United States Postal Service employee who is a member of a postal union and transfers to a position represented by another postal union, may terminate membership in the current union by showing proof of joining the union of the gaining craft.

Cancellation procedures for each union may differ. So please reference each union's procedures on the following pages:

APWU, page 3; NALC, page 6; NRLCA, page 14

### **III. JOINING NPMHU**

NPMHU requires the use of Standard Form 1187 (Authorization for Deduction of Dues) to initiate membership dues withholding.

#### Employee/Union Representative Responsibilities (Non-Craft Change):

- The employee obtains Form SF 1187 (Authorization for Deduction of Dues) from the NPMHU representative.
- The employee completes the top portion of the SF 1187 and returns the form to the NPMHU representative; the union representative then completes the middle portion, indicating the amount of dues to be withheld biweekly, and submits the form to the representative of the postal installation where the employee works.
- The postal installation representative completes the bottom portion of the SF 1187; the date of processing at the postal installation will become the member's dues anniversary date.
- The completed SF 1187 will then be forwarded by the postal installation representative to the employee's DDE/DR site, and dues deductions should commence the first full pay period following receipt at the DDE/DR.

#### Employee/Union Representative Responsibilities (Craft Change)

Employees may join NPMHU at any time due to a change to the mail handler craft.

- Employee completes SF 1187 as indicated above and submits to the local NPMHU representative.
- In order to avoid double dues withholding to both NPMHU and to the former union, employees wishing to cancel membership in the former union must write on the top of their SF 1187: **"DO NOT PROCESS UNTIL [APWU, NALC or NRLCA] DUES DEDUCTION IS TERMINATED"**. The local NPMHU representative should not submit this form to the postal installation until termination of previous dues withholding has been verified.

#### Employee/Union Representative Responsibilities (Non-Craft Change):

- The employee obtains Form SF 1187 (Authorization for Deduction of Dues) from the NPMHU representative.
- The employee completes the top portion of the SF 1187 and returns the form to the NPMHU representative; the union representative then completes the middle portion, indicating the amount of dues to be withheld biweekly, and submits the form to the representative of the postal installation where the employee works.
- The postal installation representative completes the bottom portion of the SF 1187; the date of processing at the postal installation will become the member's dues anniversary date.
- The completed SF 1187 will then be forwarded by the postal installation representative to the employee's DDE/DR site, and dues deductions should commence the first full pay period following receipt at the DDE/DR.

#### Employee/Union Representative Responsibilities (Craft Change)

Employees may join NPMHU at any time due to a change to the mail handler craft.

- Employee completes SF 1187 as indicated above and submits to the local NPMHU representative.
- In order to avoid double dues withholding to both NPMHU and to the former union, employees wishing to cancel membership in the former union must write on the top of their SF 1187: **"DO NOT PROCESS UNTIL [APWU, NALC or NRLCA] DUES DEDUCTION IS TERMINATED"**. The local NPMHU representative should not submit this form to the postal installation until termination of previous dues withholding has been verified.



- To facilitate cancellation of the prior union's dues withholding, the employee may:
  1. Request that the NPMHU local union representative send a copy of the 1187 with a letter that includes the employee's name, Social Security Number, Finance Number, and former union affiliation to

National Secretary-Treasurer  
National Postal Mail Handlers Union  
1101 Connecticut Avenue, NW; Suite 500  
Washington, DC 20036

The National Office will send a request to the National Secretary Treasurer of the appropriate union requesting that dues deductions for that member be terminated effective the first full pay period after receipt. Please note, however, that cancellation procedures for each union may differ and should be referenced under the section for that union.

OR

2. Obtain a copy of PS Form 1188 (Cancellation of Organization Dues from Payroll Withholdings) from the USPS installation, write **"CRAFT CHANGE"** at the top and complete the top portion. This form should be submitted with form 1187 to the NPMHU local representative, who will give them to the local postal installation representative with a brief letter requesting that they be processed simultaneously.

Employees should keep copies of all forms and correspondence and confirm correct deductions by reviewing their bi-weekly earning statements (the code for NPMHU is UN H). Any errors in dues withheld should be brought to the immediate attention of the employee's personnel office.

#### **IV. CANCELLATION OF NPMHU DUES WITHHOLDING**

Membership in the National Postal Mail Handlers Union is irrevocable for a period of one year and automatically renews for successive periods of one year. Dues withholding may be cancelled at any time during this period due to a craft change (and upon obtaining membership in the postal union representing the craft to which the individual has changed) or due to a transfer to a non-bargaining unit position.

Voluntary terminations, other than the craft-change situation described above, must take place during the window period prescribed on the PS Form 1188: that is, not more than 20 days, and not less than 10 days, prior to the member's dues anniversary date. The anniversary date is determined by the processing date of the original SF 1187 at the employee's postal installation.

**Please note: *To continue enrollment in the Mail Handlers Benefit Plan (MHBP), a mail handler craft member must be a regular member of the NPMHU -- paying the full dues amount required by the NPMHU Local Union having jurisdiction over that member's postal facility. Workers in other postal crafts and all non-bargaining unit employees in the USPS must maintain their NPMHU associate membership to continue enrollment in the MHBP.***

**Member Responsibilities:**

- Member obtains copy of USPS Form 1188 from postal installation and completes Part A.
- If terminating outside of the 20/10 day window, the employee must fulfill the obligation to join the union representing the new craft and indicate "CRAFT CHANGE" at the top of the form; a new job title may be noted to reflect an employee's change to a job title outside of the bargaining unit.
- Member submits form to postal installation for completion of Part B, and sends **only the 3rd copy** (as indicated on the 1188 form) to the NPMHU National Office by certified mail.



## Chapter 4 National Rural Letter Carriers' Association (NRLCA) Procedures

The National Rural Letter Carriers' Association, identified as the NRLCA, is the recognized labor union that provides representation for all those employed by the USPS within the rural craft. The NRLCA also provides certain benefits of membership to active, retired and qualified former rural carriers.

### **Application of the Reciprocal Agreement**

Under the terms of the National Agreement between the USPS and NRLCA, when an individual, that is hired by the USPS to work in the rural craft, becomes a union member and later transfers to another craft identified in this handbook, the reciprocal agreement comes into play. That individual would follow the procedures outlined below under the section, *Cancellation of Dues Withholding Authorizations*.

### **Membership by Dues Withholding**

The NRLCA is one of the USPS labor organizations that has been approved to participate in a dues withholding program for its qualified members. The USPS ELM 923.a identifies the NRLCA dues withholding code as **Code R**.

Membership by dues withholding is offered to a rural craft employee who holds either a career or a non-career position. NRLCA membership may also be continued for an employee who has left the rural craft to accept a permanent position in another craft. The individual who leaves the rural craft for a permanent position in another craft but wishes to continue NRLCA membership would be classified as an Associate member.

However, this does not apply to those who accept a permanent management position. Rural craft members who transfer to a permanent management position are excluded from Associate membership.

### **Dues Amounts**

The NRLCA has different applicable dues amounts based upon the classification of the individual. A career rural craft employee will normally pay a rate of state and national dues that are higher than those of a non-career employee.

The dues rate for an Associate member is the same as for a career rural craft employee working in the same state in which the Associate member is employed. This is important to know for those non-career rural craft members who transfer to a career position in another craft.

### **Employee Eligibility**

In order to initially be eligible for membership in the NRLCA, the individual first must have been hired to serve as a career or non-career rural craft employee. One cannot enroll as an Associate member without first having been a rural craft employee. Then, the associate membership status must continue immediately (without interruption) upon leaving the rural craft. One cannot enroll as an associate member after having left the rural craft.

### **Authorization Forms**

The NRLCA recognizes and accepts Standard Form (SF) 1187, Authorization for Deduction of Dues, for employees wishing to join the NRLCA. That form is to be completed by the member and then sent to the appropriate NRLCA State Secretary for initial processing.

### **Multiple Dues Withholdings**

The USPS ELM 924.22 provides that an eligible employee may have dues deducted for up to three organizations at one time. A separate authorization is required for each organization.

The submission of Standard Form (SF) 1187 for rural craft employee dues does not transfer to another craft when the individual leaves the rural craft. Rather, NRLCA dues deductions will continue unless the requirements outlined in "Cancellation of Dues Withholding" described later are followed.

An employee who leaves the rural craft for another craft, but is enrolled in and wishes to maintain enrollment in the Rural Carrier Benefit Plan (RCBP), which is a closed plan, or other non-federal NRLCA sponsored insurance plans,

must continue NRLCA membership as an Associate member. If the employee who is enrolled in any of the NRLCA sponsored insurance plans chooses not to continue membership as an Associate, the NRLCA must notify the insurance carrier to cancel the coverage. The individual will not be allowed to re-enroll anytime in the future.

### **Submission of a Completed Dues Withholding Authorization Form**

Initial processing of the (SF) 1187 is completed by the appropriate NRLCA State Secretary who then sends the form to the NRLCA Headquarters for further processing.

The USPS ELM 924.422 outlines that the NRLCA National Office is responsible for entering the “date of delivery to employer” on the form. This becomes the employee’s anniversary date.

Once this is completed, the NRLCA submits the (SF) 1187 to the servicing distribution data entry/distribution reporting (DDE/DR) site of the USPS where the member is employed.

The DDE/DR site is required to enter the “date of delivery to employer” as identified by the union as the member’s anniversary date. The anniversary date is not the date the form is processed by the USPS DDE/DR site.

### **Confirmation of Dues Deductions**

The amount of dues deducted and the union’s code can be found on the employee’s earnings statement, Form 1223-A or Form 1223-B. The code listed for rural craft members in **UN R**.

### **Procedures in Case of Error**

If an erroneous dues amount is withheld, the employee is to follow normal payroll inquiry procedures for questioning such deductions. The Eagan ASC does not make a retroactive adjustment unless the Postal Service is responsible for the error.

The NRLCA does not manage the withholding of dues at NRLCA National Headquarters. This is done through the USPS. Once the USPS processes (SF) 1187, the NRLCA only monitors what forms have been properly submitted to them and what procedurally incorrect cancellations of dues were processed by the USPS.

### **Cancellation of Dues Withholding Authorizations**

A rural carrier employee who has not changed crafts and wishes to cancel dues withholding in the NRLCA can only do so by obtaining and properly submitting a USPS Form 1188 in accordance with the USPS ELM 925.

If a rural craft employee, career or non-career, has left the rural craft to accept a craft position in the APWU, NALC or NPMHU and does not desire to continue membership in the NRLCA as an Associate member, that employee needs to:

- (1) Provide evidence of having joined the gaining craft's union. A letter from the gaining union's branch or national office confirming that a properly completed (SF) Form 1187 has been submitted to them will suffice.
- (2) Provide a brief letter to the attention of the NRLCA Secretary-Treasurer notifying of the craft change and of the employee's desire not to continue as an NRLCA Associate member.
- (3) Provide a copy of the latest Form 50 showing the official personnel action of the craft change.
- (4) Mail the above listed items all together to:

National Rural Letter Carriers' Association  
Secretary-Treasurer  
Attn: Membership Dept, Room DWC  
1630 Duke St, 4<sup>th</sup> Floor  
Alexandria, VA 22314

When the NRLCA has received the properly submitted request for cancellation of NRLCA dues withholding, the NRLCA Secretary-Treasurer will send a request on the individual's behalf to the appropriate DDE/DR site requesting cancellation of dues withholding for the NRLCA Code R organization. A courtesy copy of the NRLCA request will be sent to the individual and to the gaining union's National Secretary-Treasurer.

Normally, when the DDE/DR site receives the cancellation request, the termination of dues will become effective the first full pay period after the request is processed by the USPS.

Any individual not desiring to provide the above required information to cancel NRLCA dues withholding would need to follow the instructions for submitting USPS Form 1188 as outlined in USPS ELM 925.

### **Effective Member Dates**

Once the properly submitted (SF) 1187 by the rural craft employee is accepted by the local or state elected or appointed union official, the rights of membership begin even though dues deductions may not start until several weeks later. With this in mind, dues deductions may continue until the DDE/DR site processes the cancellation request from the NRLCA. The determining factor of membership, when an authorized (SF) 1187 has been filed, is identified by dates rather than when dues are deducted or stopped.

If after a reasonable period of time of the DDE/DR site being notified by the NRLCA to cancel dues withholding and the deductions do not cease, the employee needs to follow the "procedures in case of error" as previously outlined.

Since the NRLCA has no direct control of exactly when dues deductions start and stop, any refund provisions would be handled by qualified adjustments through the USPS payroll data center.

### **Member's Responsibilities**

The NRLCA member leaving the rural craft must remember that dues and membership are not transferred to a gaining craft union. Therefore, it is the responsibility of the member to notify the NRLCA National Secretary-Treasurer's office of his/her desire to discontinue rural dues deductions and membership as previously outlined.

Further, the member is responsible for notifying the gaining craft that they have a completed dues withholding authorization on file with the NRLCA and that they wish to either continue or discontinue that authorization.

The employee should also review and understand the unions' dues deduction codes shown on the employee earning statement.

All inquires to the attention of the NRLCA Membership Department must be in writing and will be responded to in writing. Under no circumstances will any member's personal information be discussed or given over the telephone.

### **Acknowledgements**

The NRLCA has compiled these procedures governing its approved dues withholding program. The above procedures identify the submission of authorization and cancellation requirements for dues deductions in the NRLCA.

Some of the described procedures are required as outlined in Chapter 9 of the USPS ELM. Others are required because of language in the NRLCA Constitution and Bylaws. The remaining procedures are directed under the NRLCA National Board's policy.



# Appendix A

Pay Stub Union Dues Withholding Codes:  
 American Postal Workers Union: W  
 National Association of Letter Carriers: L  
 National Postal Mail Handlers Union: H  
 National Rural Letter Carriers Association: R

PAYLOC		FINANCE NO.		EMPLOYEE NAME		SOCIAL SECURITY NO.		PAY PERIOD		SERIAL NUMBER	
						01-023					
DETAIL EARNINGS						GROSS TO NET				LEAVE STATUS	
WK	RSC/LEV	RATE	CODE	TYP	HOURS	PAY	THIS PERIOD		YEAR-TO-DATE	ANNUAL LEAVE	
							GROSS PAY			FROM PREV YR	
							FED TAX M1			EARNED THIS YR	
							ST TAX M10			BAL	
							RETIRE 1			USED YR	
							MEDICARE			THIS PP	
							UN W	14.97	14.97	BALANCE	
										SICK LEAVE	
										FROM PREV YR	
										EARNED THIS YR	
										USED YR	
										THIS PP	
										BALANCE	
										LEAVE WITHOUT PAY	
										THIS PP	
										CUMULATIVE	
										BOND UNAPPL BAL ISSUED	
										TE	
										USPS RETIREMENT	

NET PAY

Dues  
withholding  
code found  
here

Dues  
withholding  
amounts  
found here

## Appendix B



**AMERICAN POSTAL WORKERS UNION, AFL-CIO**

**PRESS FIRMLY.  
USE BALL POINT PEN!**

### AUTHORIZATION FOR DEDUCTION OF DUES

I hereby assign to the American Postal Workers AFL-CIO, from any salary wages earned or to be earned by me as a member (in my present or future employment) such regular and periodic membership dues as the APWU may certify as due and owing from me, as may be established from time to time by the APWU. I authorize and direct the USPS to deduct such amounts from my pay and to remit same to the APWU at such times and in such manner as may be agreed upon between myself and the APWU at any time while this authorization is in effect, which includes a \$3.00 yearly subscription for The American Postal Workers Union tabloid as part of the membership dues.

Unless I am or become a transitional employee, this assignment, authorization and direction shall be irrevocable for a period of one (1) year from the date of delivery hereof to the APWU, and I agree and direct that this assignment, authorization and direction shall be automatically renewed, and shall be irrevocable for successive periods of one (1) year unless written notice by certified mail using PS Form 1186 is given by me to the APWU not more than twenty (20) days and not less than ten (10) days prior to the expiration of each period of one year.

If I am a transitional employee, this assignment, authorization and direction shall be irrevocable for a period of one (1) year from the date of delivery hereof to the APWU and shall remain in effect if I should be rehired within 180 days after the conclusion of my present term of transitional employment. I agree and direct this assignment, authorization and direction shall be automatically renewed, and shall be irrevocable for successive periods of one (1) year, unless written notice by certified mail using PS Form 1186 is given by me to the APWU not more than twenty (20) days and not less than ten (10) days prior to the expiration of each period of one (1) year in the event I am hired as a career employee, or within ten (10) days after the date I start work if I am rehired for any new term of transitional employment.

This assignment is freely made pursuant to the provisions of the Postal Reorganization Act and is not contingent upon the existence of any agreement between the Union and the Postal Service.

SIGNATURE OF MEMBER	DATE
---------------------	------

NAME OF MEMBER (Print, Last Name, First, Middle)	SOCIAL SECURITY NUMBER
--	------------------------

HOME ADDRESS (Street and Number)	(City and State)	(Zip Code)
----------------------------------	------------------	------------

POSTAL INSTALLATION	INSTALLATION FINANCE NUMBER
---------------------	-----------------------------

**FOR USE BY LOCAL UNION OFFICIAL**

LOCAL NAME	LOCAL UNION FINANCE NUMBER
------------	----------------------------

**W-AMERICAN POSTAL WORKERS UNION AFL-CIO**

M.A.L. \_\_\_\_\_

CRAFT \_\_\_\_\_

### UNION DUES, CONTRIBUTIONS OR GIFTS TO THE APWU ARE NOT TAX DEDUCTIBLE AS CHARITABLE CONTRIBUTIONS

I hereby certify that the regular dues of this Local Union for the above-named member are currently established at \$ \_\_\_\_\_ per pay period.

SIGNATURE AND TITLE OF AUTHORIZED UNION OFFICIAL	DATE
--	------

### HEADQUARTER'S USE ONLY

DATE ENTERED	LOCAL NUMBER
--------------	--------------



**APWU NATIONAL HEADQUARTERS COPY**

# Appendix C

Revised Standard Form 1187  
(May 89)

## UNITED STATES POSTAL SERVICE AUTHORIZATION FOR DEDUCTION OF DUES

NAME OF EMPLOYEE (Print, Last Name, First, Middle)		SOCIAL SECURITY NO.	
HOME ADDRESS (Street and Number)		(City and State)	(Zip Code)
HOME PHONE NO. Area Code ( )		AGENCY (Include Bureau, Division, Branch or other Designation) U.S. POST OFFICE AT _____ city _____ state _____	
SECTION A—FOR USE BY EMPLOYEE ORGANIZATION			
NAME OF EMPLOYEE ORGANIZATION (Indicate local, branch, lodge or other appropriate identification)		BRANCH NUMBER	FINANCE NUMBER (WHERE EMPLOYED)
<b>L—NATIONAL ASSOCIATION OF LETTER CARRIERS</b>			
I hereby certify that the regular dues of this organization for the above named member are currently established at \$ _____ biweekly.			
SIGNATURE AND TITLE OF AUTHORIZED UNION OFFICIAL			DATE
SECTION B—AUTHORIZATION BY EMPLOYEE			

I hereby assign to the **National Association of Letter Carriers, AFL-CIO**, from any salary or wages earned or to be earned by me as your employee (in my present or any future employment by you) such regular and periodic membership dues as the union may certify as due and owing from me, as may be established from time to time by said Union. I authorize and direct you to deduct such amounts from my pay and to remit same to said Union at such times and in such manner as may be agreed upon between you and the Union at any time while this authorization is in effect, which includes a \$8.00 yearly subscription for the Postal Record as part of the membership dues.

Notice: Contributions or gifts to the National Association of Letter Carriers, AFL-CIO are not tax deductible as charitable contributions for Federal income tax purposes. However, they may be tax deductible under other provisions of the Internal Revenue Code.

This assignment, authorization and direction shall be irrevocable for a period of one (1) year from the date of delivery hereof to you, and I agree and direct that this assignment, authorization and direction shall be automatically renewed, and shall be irrevocable for successive periods of one (1) year, unless written notice is given by me to you and the Union not more than twenty (20) days and not less than ten (10) days prior to the expiration of each period of one (1) year.

This assignment is freely made pursuant to the provisions of the Postal Reorganization Act and is not contingent upon the existence of any agreement between you and my Union.

SIGNATURE OF EMPLOYEE	DATE
DATE OF DELIVERY TO EMPLOYER:	

ORIGINAL — MANAGEMENT SECTIONAL CENTER (MSC)  
 2nd COPY — N.A.L.C. NATIONAL HEADQUARTERS  
 3rd COPY — N.A.L.C. BRANCH COPY  
 4th COPY — MEMBER'S COPY

MANAGEMENT SECTIONAL CENTER (MSC)

# Appendix D

## AUTHORIZATION FOR DEDUCTION OF DUES UNITED STATES POSTAL SERVICE

I hereby assign to The National Postal Mail Handlers Union Division of the Laborers' International Union of North America, AFL-CIO, Local Union No. \_\_\_\_\_, from any salary or wages earned or to be earned by me as your employee (in my present or any future employment by you) such regular and periodic membership dues as the Union may certify as due and owing from me, as may be established from time to time by said Union. I authorize and direct you to deduct such amounts from my pay and to remit same to said Union at such times and in such manner as may be agreed upon between you and the Union at any time while this authorization is in effect.

This assignment, authorization and direction shall be irrevocable for a period of one (1) year from the date of delivery hereof to you, and I agree and direct that this assignment, authorization and direction shall be automatically renewed, and shall be irrevocable for successive periods of one (1) year, unless written notice is given by me to you and the Union not more than twenty (20) days and not less than ten (10) days prior to the expiration of each period of one year.

This assignment is freely made pursuant to the provisions of the Postal Reorganization Act and is not contingent upon the existence of any agreement between you and my Union.

SIGNATURE OF EMPLOYEE		DATE
NAME OF EMPLOYEE (Print, Last Name, First, Middle)		SOCIAL SECURITY NUMBER
HOME ADDRESS (Street and Number) (City and State) (Zip Code)		
POSTAL INSTALLATION		INSTALLATION FINANCE NUMBER
FOR USE BY LOCAL UNION OFFICIAL		
THE NATIONAL POSTAL MAIL HANDLERS UNION DIVISION OF THE LABORERS' INTERNATIONAL UNION OF NORTH AMERICA, AFL-CIO, LOCAL UNION NO.		LOCAL UNION FINANCE NUMBER
I hereby certify that the regular dues of this Local Union for the above-named member are currently established at \$ _____ biweekly.		
SIGNATURE AND TITLE OF AUTHORIZED UNION OFFICIAL		DATE
FOR USE BY EMPLOYER REPRESENTATIVE		
DATE OF DELIVERY TO EMPLOYER:		
SIGNATURE AND TITLE OF EMPLOYER REPRESENTATIVE		

Union membership dues and agency fees are not deductible as charitable contributions for Federal income tax purposes. Dues and agency fees, however, may be deductible in limited circumstances subject to various restrictions imposed by the Internal Revenue Code.

Form 1187

## Appendix D

### **ATTENTION: MAIL HANDLERS**

If you are not yet a member, join  
the only organization that is legally entitled to represent you

### **JOIN THE MAIL HANDLERS UNION**

Under the terms of the recently negotiated "National Working Agreement," the only Union recognized by the U.S. Postal Service as the exclusive representative of Mail Handlers is the MAIL HANDLERS UNION—THE NATIONAL POSTAL MAIL HANDLERS UNION DIVISION OF THE LABORERS' INTERNATIONAL UNION, AFL-CIO.

The Mail Handlers Union is your Union. It is the only Union that fought for your interests during negotiations on the "National Working Agreement"; it is the Union that will continue to represent you at the bargaining table as additional benefits are being negotiated; and it is THE ONLY UNION THAT CAN:

- PRESENT YOUR GRIEVANCES TO POSTAL MANAGEMENT.
- BACK YOU UP OVER GRIEVANCES AND ADVERSE ACTIONS.
- GAIN FOR YOU BETTER WAGES, FRINGE BENEFITS, WORKING CONDITIONS, SAFETY PROVISIONS AND OTHER BENEFITS.

If you are not a member, or if you belong to any other organization, you are not being fair to yourself or to your fellow workers. You can only open the door to first-class representation for yourself by joining and participating in your Union—THE MAIL HANDLERS UNION. At the same time you will benefit all of your brothers and sisters in the Mail Handlers Craft by helping to strengthen the exclusive Mail Handlers organization.

**NOW IS THE TIME TO JOIN!** Simply fill out the attached Mail Handlers dues deduction authorization form.

**THE NATIONAL POSTAL MAIL HANDLERS UNION  
DIVISION OF THE LABORERS' INTERNATIONAL  
UNION OF NORTH AMERICA, AFL-CIO**



## Appendix E

**IMPORTANT!!! BE SURE TO INCLUDE POSTAL INSTALLATION ZIP CODE WHERE INDICATED.**

### **ENROLL NOW**

#### **In The NATIONAL RURAL LETTER CARRIERS' ASSOCIATION**

The Organization that represents Rural Carriers exclusively with the U.S. Postal Service and represents their interests in Congress.

Under the terms of the new National Agreement, only the National Rural Letter Carriers' Association can represent rural carriers in presenting their grievances to the U.S. Postal Service.

You need the benefits and protection the National Rural Letter Carriers' Association can offer. We need the support your membership enrollment can provide.



### **REGULAR AND RELIEF CARRIERS DUES WITHHOLDING PROGRAM**

**The Convenient Way  
To Pay Membership Dues**

#### **ADVANTAGES**

- spreads dues payment over each pay period.
- provides an automatic method of payment.
- provides uninterrupted membership.
- assures continuing subscription to the NRLCA magazine.
- provides access to Association-sponsored Insurance Programs.
- insures the ability to participate in Quality of Work Life/ Employee Involvement process.
- insures the opportunity to become an active voice in Association issues; i.e.: Steward, Officer, State or National Delegate.



**IMPORTANT!!! BE SURE TO INCLUDE POSTAL INSTALLATION ZIP CODE WHERE INDICATED.**

# Appendix E

Revised  
NRLCA Form 1187  
2003

## UNITED STATES POSTAL SERVICE

### AUTHORIZATION FOR DEDUCTION OF DUES

<input type="checkbox"/>	<input type="checkbox"/>	<input type="checkbox"/>	<input type="checkbox"/>	<input type="checkbox"/>	<input type="checkbox"/>	<input type="checkbox"/>	<input type="checkbox"/>	<input type="checkbox"/>	<input type="checkbox"/>
--------------------------	--------------------------	--------------------------	--------------------------	--------------------------	--------------------------	--------------------------	--------------------------	--------------------------	--------------------------

(SOCIAL SECURITY NUMBER)

#### DESIGNATION

- |                                   |                                   |
|-----------------------------------|-----------------------------------|
| <input type="checkbox"/> Reg (71) | <input type="checkbox"/> PTF (76) |
| <input type="checkbox"/> Sub (73) | <input type="checkbox"/> RCR (75) |
| <input type="checkbox"/> Aux (77) | <input type="checkbox"/> RCA (78) |

LAST										FIRST										MIDDLE	
MAILING ADDRESS										CITY										STATE	ZIP CODE +

POSTAL INSTALLATION WHERE EMPLOYED	ZIP CODE OF INSTALLATION	INSTALLATION FINANCE NO.
------------------------------------	--------------------------	--------------------------

#### SECTION A - AUTHORIZATION BY EMPLOYEE

I hereby assign to the **NATIONAL RURAL LETTER CARRIERS' ASSOCIATION**, from any salary or wages earned by me as your employee (in my present or any future employment by you) such regular and periodic membership dues as the union may certify as due and owing from me, as may be established from time to time by said Union. I authorize and direct you to deduct such amounts from my pay and to remit same to said Union at such times and in such manner as may be agreed upon between you and the Union at any time while this authorization is in effect.

This assignment, authorization and direction shall be irrevocable for a period of one (1) year from the date of delivery hereof to you, and I agree and direct that this assignment, authorization and direction shall be automatically renewed, and shall be irrevocable for successive periods of one (1) year, unless written notice is given by me to you and the Union not more than twenty (20) days and not less than ten (10) days prior to the expiration of each period of one year.

This assignment is freely made pursuant to the provisions of the Postal Reorganization Act and is not contingent upon the existence of any agreement between you and my Union.

Contributions or gifts (including dues) to the NRLCA are not tax deductible as charitable contributions. However, they may be deductible under other provisions of the Internal Revenue Code.

SIGNATURE OF EMPLOYEE	DATE	PHONE
-----------------------	------	-------

#### SECTION B - FOR USE BY STATE EMPLOYEE ASSOCIATION

### R - NATIONAL RURAL LETTER CARRIERS' ASSOCIATION

SIGNATURE OF ACCEPTING UNION OFFICIAL

DATE

I hereby certify that the dues of this organization for the above named member, for the

applicable designation, are currently established at \$ \_\_\_\_\_ per pay period.

\_\_\_\_\_, STATE SECRETARY

LOC. #	STATE
DATE	REMIT #

#### SECTION C - FOR USE BY THE NATIONAL ORGANIZATION

Date of Delivery to Employer (For National Office use)

ANNIVERSARY DATE TO BE USED  
AT USPS PERSONNEL OFFICE

--

#### Important!

Be Sure To Include  
Postal Installation ZIP  
CODE Where Indicated.

Original - NRLCA  
Copy 2 - State Copy  
Copy 3 - Member's Copy

Original - NRLCA

50012

Submit Original and Copy 2 to NRLCA State Secretary, Member Retain Copy 3.



# Appendix F



## Cancellation of APWU Dues From Payroll Withholding (See Privacy Act Statement on Reverse)

### Part A — Completed by Member

1. Member's Name (Print — Last, First, MI)

2. Social Security Number

3. Post Office Name and State

4. Post Office Finance Number

5. Dues Deduction Anniversary Date

6. Check One If Applicable

☐ Transferred to Another Craft

(Craft and Date)

☐ Promoted to Management

(Position and Date)

☐ Rehired as a Transitional Employee

(Rehire Date)

7. Member Authorization to Cancel APWU Dues From Payroll Withholding

Member Must Sign & Date (Mo., Day, Year)

Notice must be sent by certified mail and received by the APWU within the required window period (see ELM Chapter 9 and note below).

Mail to:

AMERICAN POSTAL WORKERS UNION AFL-CIO  
1800 L ST NW  
WASHINGTON DC 20005-4128

### Part B — Completed by APWU Headquarters

Postmark (Mo., Day, Year)

Date Form Received (Mo., Day, Year)

Pay Period to Be Cancelled

Date Processed (Mo., Day, Year)

Processed By (Initials)

Anniversary Date (Mo., Day, Year)

Form Has Not Been Processed and Is Being Returned to the Member Because:

☐ Form not received within the required 20 - 10 day window period.

☐ Member not currently enrolled in the APWU.

☐ Form not sent certified.

☐ Form incomplete. See item \_\_\_\_\_.

Explain:

NOTE: The window period is not more than twenty (20) days and not less than ten (10) days prior to the expiration of the union anniversary date each year.



## Appendix F

### Privacy Act Statement

The collection of this information is authorized by 39 USC 401, 1001, 1003, 1005; and 5 USC 8339. This information will be used to satisfy your request regarding allotments from your salary. As a routine use, the information may be disclosed to an appropriate government agency, domestic or foreign, for law enforcement purposes; where pertinent, in a legal proceeding to which the USPS is a party or has an interest; to a government agency in order to obtain information relevant to a USPS decision concerning employment, security clearances, security or suitability investigations, contracts, licenses, grants or other benefits; to a congressional office at your request; to an expert, consultant, or other person under contract with USPS to fulfill an agency function; to the Federal Records Center for storage; to the Office of Management and Budget for review of private relief legislation; to an independent certified public accountant during an official audit of USPS finances; to an investigator, administrative judge or complaints examiner appointed by the Equal Employment Opportunity Commission for investigation of a formal EEO complaint under 29 CFR 1613; to the Merit Systems Protection Board or Office of Special Counsel for proceedings or investigations involving personnel and other matters within their jurisdiction; to a labor organization as

required by the National Labor Relations Act; to agencies having taxing authority for taxing purposes; to financial organizations receiving allotments; to State Employment Security Agencies to process unemployment compensation claims; to a Federal or state agency providing parent locator service or to other authorized persons as defined by Pub. L. 93-647; to the National Association of Postal Supervisors that relates to postal supervisors; to a prospective employer for consideration of employment; to management for compilation of a local seniority list for posting; to the EEOC for enforcement of Federal EEO regulations; to the appropriate finance center as required under the provisions of the Dual Compensation Act; to the Office of Personnel Management, Social Security Administration, Veterans Administration, Office of Workers' Compensation Programs, health insurance carriers, or plans, or other program management agencies or retirement systems for use in determining a claim for benefits; and to OPM for its active employee/annuitant data systems used to analyze Federal Retirement and insurance costs. Completion of this form is voluntary. However, if this information is not provided, your desire to effect allotment changes cannot be honored.

# Appendix G



## Cancellation of Organization Dues From Payroll Withholdings (See Privacy Act Statement on Reverse)

### Part A — Completed by Employee

1. Employee Name (Print — Last, First, MI)	2. Social Security Number
3. Post Office Name and State	4. Post Office Finance Number
5. Name of Organization and Code (See reverse side for organizations and codes)	6. Employee's Dues Deduction Anniversary Date

7. I hereby certify that I sent copy 3 of this cancellation to the above named organization's national office VIA CERTIFIED MAIL on this date, \_\_\_\_\_ as notice of my intention to discontinue payroll withholdings.

Notice must be received within the required window period (see ELM, Chapter 9). Notice to the organization must be sent by certified mail to organization's national office, as directed in ELM, Chapter 9.

Employee Must Sign & Date (Mo., Day, Year)

### Part B — Completed by Employing Office

Date Form Received in the Employing Office:

Original and Copy 2 Will Be Separated by Processing Center

### Part C — Completed by Processing Center

1. Date Form Received (Mo., Day, Year)	▶
2. Organization Code	▶
3. Effective Pay Period — Year	▶
4. Date Processed (Mo., Day, Year)	▶
5. Verified By (Initials)	▶

6. Form Will Not Be Processed and Is Being Returned to the Employee Because:

- ☐ Not received within the required 20 - 10 day window period (see notice in Part A, no. 7).
- ☐ Not currently enrolled in the organization shown.
- ☐ Form incomplete. See item \_\_\_\_\_
- ☐ Explain:

FOR DDE/DR USE

Entered By	P/P	Initials
------------	-----	----------

## Appendix G

### Privacy Act Statement

The collection of this information is authorized by 39 USC 401, 1001, 1003, 1005; and 5 USC 8339. This information will be used to satisfy your request regarding allotments from your salary. As a routine use, the information may be disclosed to an appropriate government agency, domestic or foreign, for law enforcement purposes; where pertinent, in a legal proceeding to which the USPS is a party or has an interest; to a government agency in order to obtain information relevant to a USPS decision concerning employment, security clearances, security or suitability investigations, contracts, licenses, grants or other benefits; to a congressional office at your request; to an expert, consultant, or other person under contract with USPS to fulfill an agency function; to the Federal Records Center for storage; to the Office of Management and Budget for review of private relief legislation; to an independent certified public accountant during an official audit of USPS finances; to an investigator, administrative judge or complaints examiner appointed by the Equal Employment Opportunity Commission for investigation of a formal EEO complaint under 29 CFR 1613; to the Merit Systems Protection Board or Office of Special Counsel for proceedings or investigations involving personnel and other matters within their jurisdiction; to a labor organization as

required by the National Labor Relations Act, to agencies having taxing authority for taxing purposes; to financial organizations receiving allotments; to State Employment Security Agencies to process unemployment compensation claims; to a Federal or state agency providing parent locator service or to other authorized persons as defined by Pub. L. 93-647; to the National Association of Postal Supervisors that relates to postal supervisors; to a prospective employer for consideration of employment; to management for compilation of a local seniority list for posting; to the EEOC for enforcement of Federal EEO regulations; to the appropriate finance center as required under the provisions of the Dual Compensation Act; to the Office of Personnel Management, Social Security Administration, Veterans Administration, Office of Workers' Compensation Programs, health insurance carriers, or plans, or other program management agencies or retirement systems for use in determining a claim for benefits; and to OPM for its active employee/annuitant data systems used to analyze Federal Retirement and insurance costs. Completion of this form is voluntary. However, if this information is not provided, your desire to effect allotment changes cannot be honored.

### Organizations and Codes

<u>Recognized Bargaining Agents</u>	<u>Code</u>	<u>Other Labor Organizations</u>	<u>Code</u>
FRATERNAL ORDER OF POLICE LABOR COUNCIL 2 PO BOX 514072 LOS ANGELES CA 90051-2072	C	AMERICAN FEDERATION OF GOVERNMENT EMPLOYEES, AFL-CIO 80 F STREET NW WASHINGTON DC 20001-1528	A
NATIONAL POSTAL PROFESSIONAL NURSES PO BOX 1605 TEMPLE HILLS MD 20757-1605	D	NATIONAL ALLIANCE OF POSTAL EMPLOYEES 1628 11TH STREET NW WASHINGTON DC 20001-5011	E
NATIONAL POSTAL MAIL HANDLERS UNION 1101 CONNECTICUT AVENUE NW SUITE 500 WASHINGTON DC 20036-4304	H	<u>Supervisory and Managerial Organizations</u>	
NATIONAL ASSOCIATION OF LETTER CARRIERS, AFL-CIO 100 INDIANA AVENUE NW WASHINGTON DC 20001-2196	L	NATIONAL LEAGUE OF POSTMASTERS OF THE UNITED STATES 1023 N ROYAL STREET ALEXANDRIA VA 22314-1569	N
NATIONAL RURAL LETTER CARRIERS' ASSOCIATION 1630 DUKE STREET FL 4 ALEXANDRIA VA 22314-3465	R	NATIONAL ASSOCIATION OF POSTMASTERS OF THE UNITED STATES 8 HERBERT STREET ALEXANDRIA VA 22305-2600	P
AMERICAN POSTAL WORKERS UNION, AFL-CIO 1300 L STREET NW WASHINGTON DC 20005-4128	W	NATIONAL ASSOCIATION OF POSTAL SUPERVISORS 1727 KING STREET SUITE 400 ALEXANDRIA VA 22314-2753	S

