

TO: Interested Parties
FROM: Hart Research and North Star Opinion Research
DATE: April 10, 2026
RE: Voters' View of Efforts to End Vote by Mail

The bipartisan polling partnership of Hart Research and North Star Opinion Research has conducted a national survey of voters¹ to understand how Americans view vote by mail and efforts to restrict or end the practice. This memorandum highlights the key findings from this research.

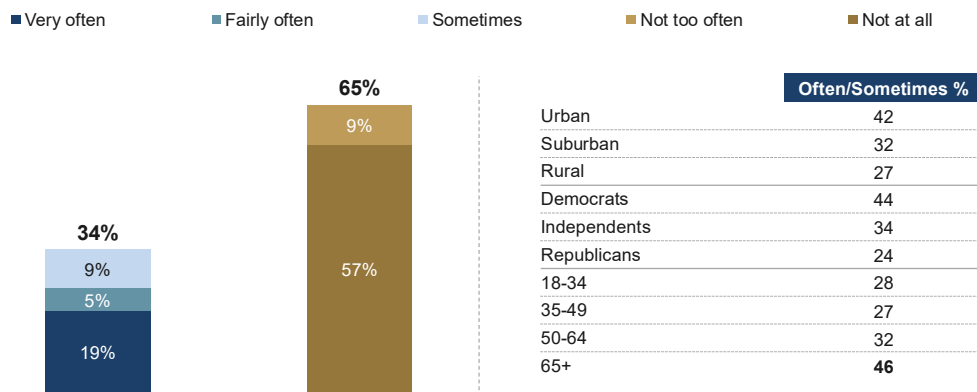
1) Many Americans rely regularly on vote by mail to cast their ballots, including almost half of senior citizens.

While most voters cast their ballots in person, fully one-third (34%) regularly cast their votes by mail. One in four voters (24%) report that they use vote by mail very or fairly often, and another 9% say they sometimes do so. Vote by mail is now a major component in the country's electoral system, especially in western states where 69% regularly use the mail to vote.

Older Americans especially rely on vote by mail to have their voices heard at election time. Almost half (46%) of America's seniors (age 65+) say they regularly use vote by mail, including one in three (33%) who use it often.

A third of Americans rely on vote by mail, including almost half of seniors.

When you vote in elections for local, state, or federal offices, how often do you cast your vote by mail?



We do find a substantial difference in usage along partisan lines, with Democrats reporting an especially high rate of regular mail voting at 44%. That said, one in four Republicans (24%) and 25% of conservatives also use the mail to vote on a regular basis (along with 34% of independent voters).

¹ Telephone survey of 1,053 U.S. voters, conducted February 25-March 1, 2026. The survey's margin of error is ±3.4 percentage points for the full sample, with higher tolerances for subgroups.

NOTE: Some percentage totals may shift a point due to rounding.

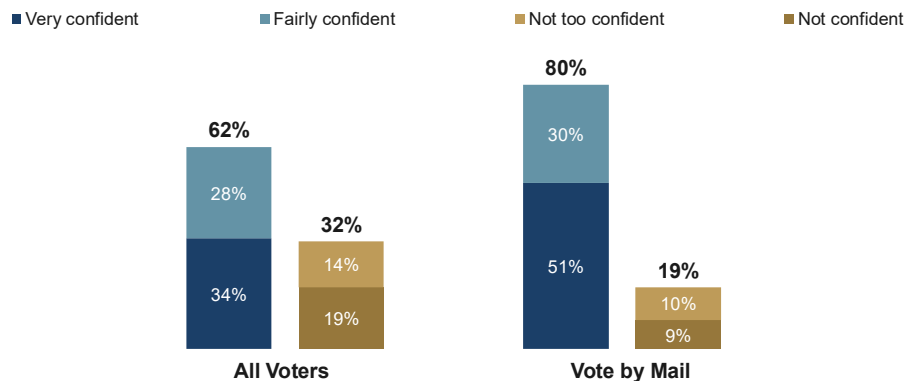
2) Voters are confident in the ability of the postal service to properly handle ballots.

American voters express confidence in the U.S. Postal Service to properly handle ballots that are sent through the mail. By about a two-to-one ratio, voters say they are very or fairly confident (62%) rather than not confident (32%).

Importantly, voters who themselves rely on vote by mail feel extremely confident about the U.S. Postal Service's role in this process. Fully 80% of those who regularly vote by mail voice confidence in USPS, while just 19% lack confidence.

High confidence in USPS to properly handle ballots sent through the mail.

How confident are you that the U.S. Postal System properly handles ballots sent through the mail?



3) By a 22-point margin, voters want to continue rather than abolish vote by mail.

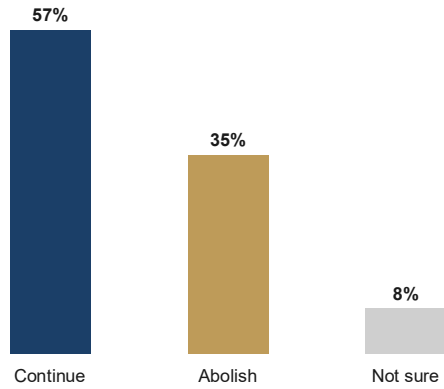
When voters are informed that President Trump has proposed abolishing vote by mail, they reject this idea decisively. Just 35% of voters say they want to abolish vote by mail, and a 57% majority say it should continue in states that offer it.

Opposition to a ban is especially strong among those Americans who regularly rely on the system to cast their own votes, with 74% saying vote by mail should continue and just 19% supporting abolition. In the West, just 27% support the president's proposal while 64% disagree.

Democrats almost universally oppose the proposal (91% to 6%), and independents concur by a 63%-28% margin. Republicans join the president in favoring an end to vote by mail, though by a narrower margin than Democrats oppose it (72% abolish, 17% continue, 11% undecided). While Republicans who consider themselves part of the MAGA movement strongly support abolition (76%), non-MAGA Republicans divide fairly evenly (46% abolish, 43% continue).

Voters say vote by mail should continue.

President Trump has proposed abolishing vote by mail. Do you favor continuing or abolishing vote by mail in states that offer it?



	Continue %	Abolish %
Northeast	61	34
South	52	42
Midwest	54	36
West	64	27
Urban	66	26
Suburban	60	33
Rural	44	48
Democrats	91	6
Independents	63	28
Republicans	17	72
MAGA Republicans	12	76
Non-MAGA Republicans	43	46